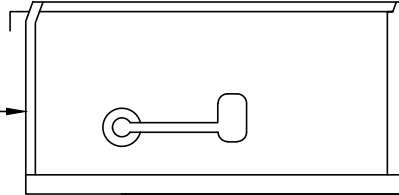


8 INCHES FROM FRONT OF
MAILBOX TO FRONT OF
CURB



NOTES:

- 1.) BOX MUST BE LOCATED SO CARRIER CAN SERVE WITHOUT LEAVING VEHICLE.
- 2.) HAVE BOX EXTEND AS FAR IN FRONT OF SUPPORT AS POSSIBLE, BUT 8" FROM FRONT OF CURB.
- 3.) ADDRESS MUST BE ON SIDE OF BOX FROM WHICH CARRIER APPROACHES IN LETTERS ABOUT 1" HIGH. (OR ON FRONT WHERE BOXES ARE GROUPED.)

48 INCHES
FROM PAVEMENT
TO BOTTOM OF
BOX SUPPORT

32 INCHES FROM
FRONT OF POST TO
FRONT OF CURB

POST 20-22
INCHES INTO
GROUND

CLASS 5
GRAVEL

DESIGN:	DATE: 8-21-13
DRAWN:	
REVISIONS	



ENGINEERING DEPARTMENT

MAILBOX INSTALLATION

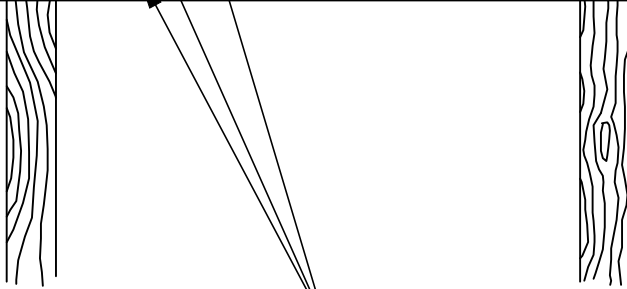
PLATE
NUMBER

M-1

CITY OF ROSEVILLE
 ENGINEERING DEPARTMENT
 2015 VICTORIA STREET RECONSTRUCTION PROJECT

TRAVEL WITH CAUTION

CONTRACTOR	City of Roseville
ADDRESS	2660 Civic Center Drive
TEL. NO.	651-792-7003



TO BE FILLED OUT WITH
 LOW BIDDER INFORMATION

3' X 5'

- 1 SIGN AT INTERSECTION OF LARPENTEUR AVENUE AND VICTORIA STREET
- 1 SIGN AT INTERSECTION OF COUNTY ROAD B AND VICTORIA STREET

DESIGN:	DATE: 3-08-07
DRAWN:	
REVISIONS	

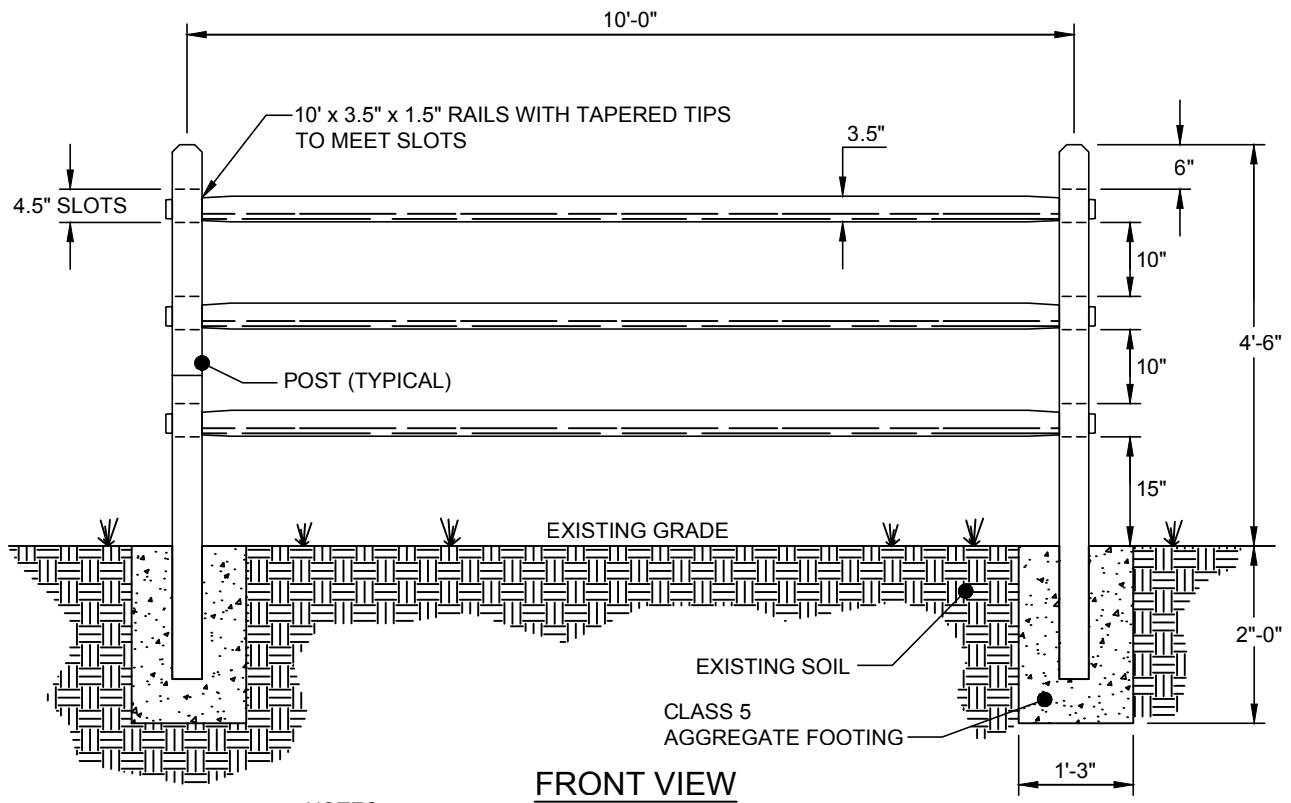
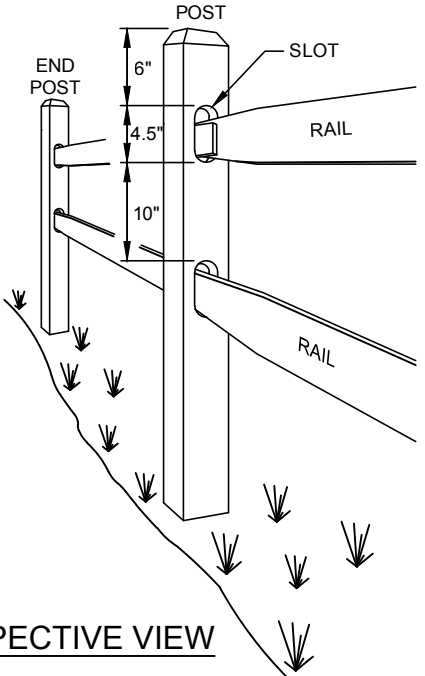


ENGINEERING DEPARTMENT

CONSTRUCTION SIGN

PLATE
 NUMBER

M-2



- NOTES:
- 1) ALL WOOD FOR SPLIT RAIL FENCE TO BE UNTREATED CEDAR.
 - 2) END POST SHALL BE TERMINAL POST.

DESIGN:	DATE: 3-3-16		PLATE NUMBER
DRAWN:			M-3
REVISIONS		<h1>WOOD RAIL FENCE</h1>	