

City of Roseville
City Manager Recommended
2022 City Budget



2022 City Manager Recommended Budget

For tonight, we intend to:

- Provide the City Council and public more detail on the proposed 2022 budget for the City of Roseville and subsequent property tax impact
- Provide context for the City Council in making the decision on the not-to-exceed levy on September 27
- Answer any questions you may have regarding the recommended 2022 City Budget

2022 Budget Process Timeline	Date
Discussion on 2021-2022 City Council Priorities	3/8/2021
Discussion on <i>Preliminary</i> Cash Reserve Levels	3/22/2021
Establish 2022 Budget Process Calendar	4/12/2021
Presentation of the 2022-2041 Capital Improvement Plan	7/19/2021
Discussion on City Council Budgetary Goals	7/19/2021
EDA Budget & Tax Levy Discussion	7/19/2021
Receive the 2022 City Manager Recommended Budget	8/23/2021
Receive Budget Recommendations from the Finance Commission	9/20/2021
Adopt Preliminary 2022 Budget, Tax Levy, & EDA Levy	9/27/2021
Review 2022 Proposed Utility Rates	11/8/2021
Review 2022 Fee Schedule	11/8/2021
Final Budget Hearing (Truth-in-Taxation Hearing)	11/29/2021
Adopt Final 2022 EDA Tax Levy	12/6/2021
Adopt Final 2022 Budget, Tax Levy, Utility Rates, & Fee Schedule	12/6/2021

2022 City Manager Recommended Budget Strategies

City Manager budget focused on four strategies:

- Investment in Better Community Outcomes
- Investment in Maintaining City Programs and Workforce
- Strategic Use of Financial Reserves
- Investment of Infrastructure
- Use of Federal ARPA Funds to Assist in Community COVID Recovery

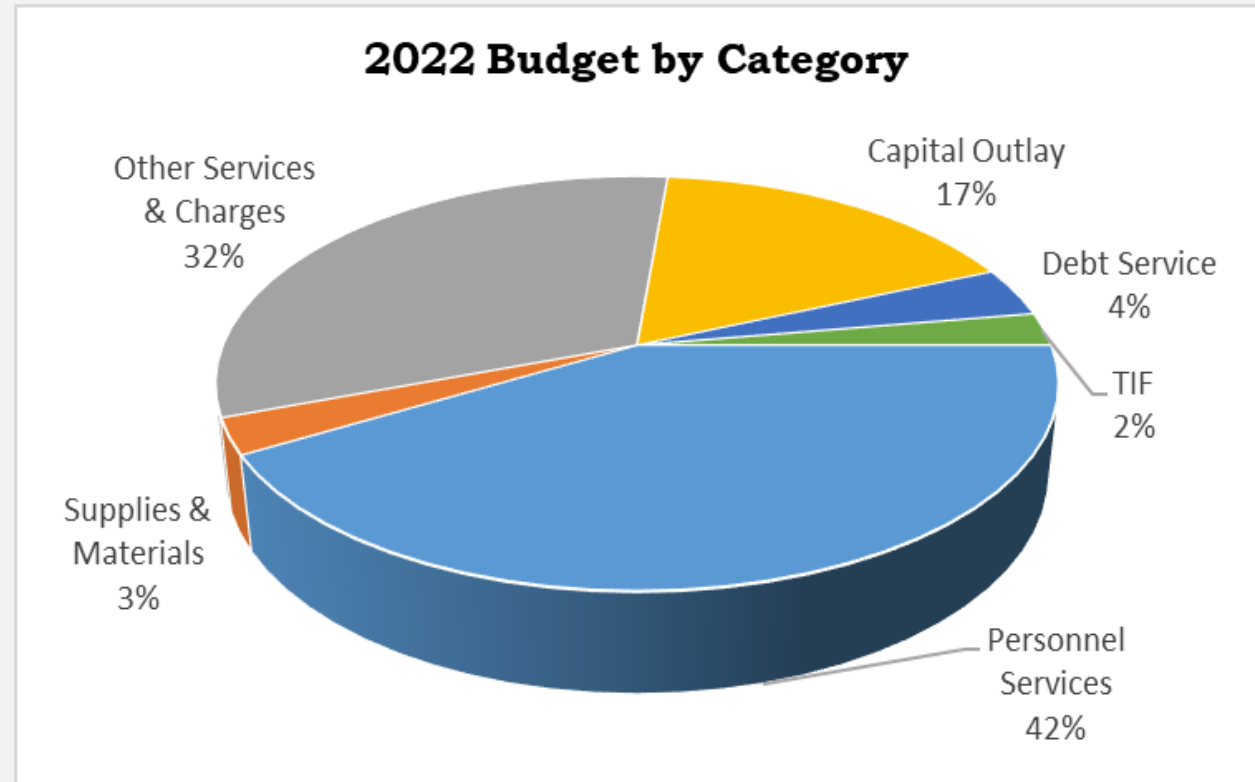
2022 City Manager Recommended Budget

Total Budget Allocation

Total Budget : \$58,099,470

- Overall Decrease of ~ 8%
- Fee Supported Budget: \$24,228,836
- Property Tax Supported: \$33,870,634

2022 Budget Allocation



*Other Services and Charges primarily represents spending on outsourced services such as; water purchases from St. Paul, wastewater treatment costs paid to the Met Council, professional services, specialized maintenance on facilities, infrastructure, & other assets, and energy-related costs.

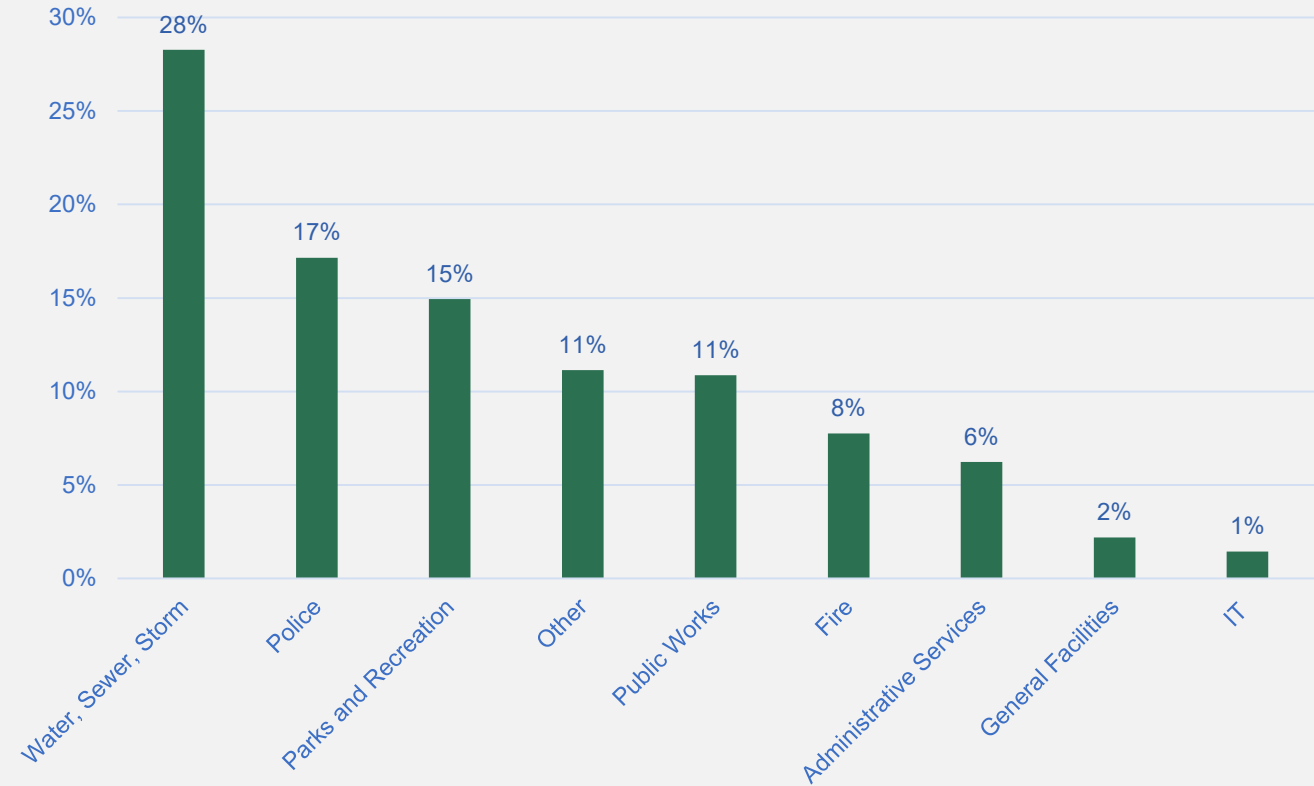
2022 City Manager Recommended Budget

Total Budget Allocation

2022 Budget	
Water, Sewer, Storm	\$ 16,429,825
Police	\$ 9,968,192
Parks and Recreation	\$ 8,677,700
Other*	\$ 6,476,317
Public Works	\$ 6,317,675
Fire	\$ 4,502,492
Administrative Services	\$ 3,614,720
General Facilities	\$ 1,275,000
IT	\$ 837,549
	\$ 58,099,470

*Other includes License Center, Community Development, TIF and other smaller categories

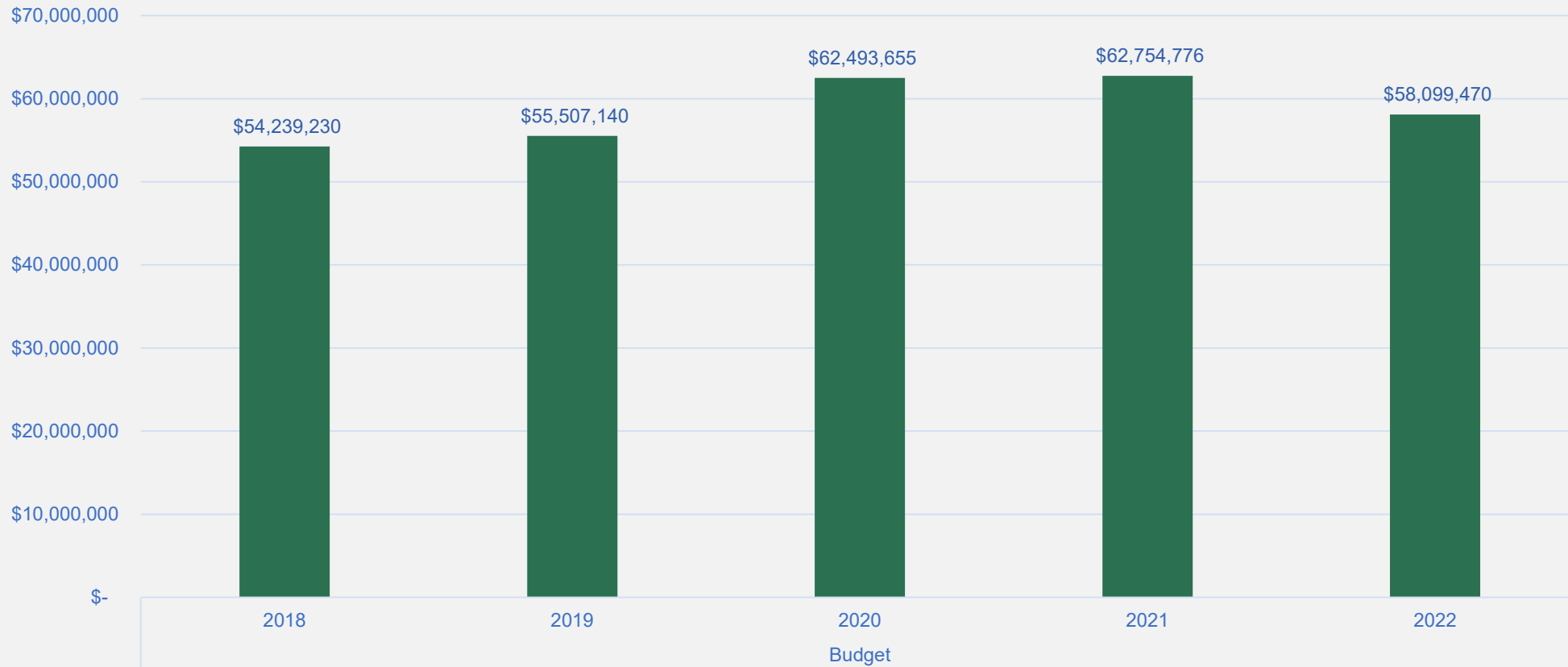
Functions as part of City Budget (%)



2022 City Manager Recommended Budget

Proposed 2022 City Budget: \$58,099,470 or about 8% decrease

City Budget 2018- 2022



2022 City Manager Recommended Budget

Proposed 2022 City Tax \$24,865,554

Levy Increase \$1,166,554

City Tax Levy Increase (\$)



2022 City Manager Recommended Budget

Proposed 2022 City Tax Levy Increase
4.92% increase
Levy Increase (%)



City of Roseville

Summary of Tax Levy Changes 2022

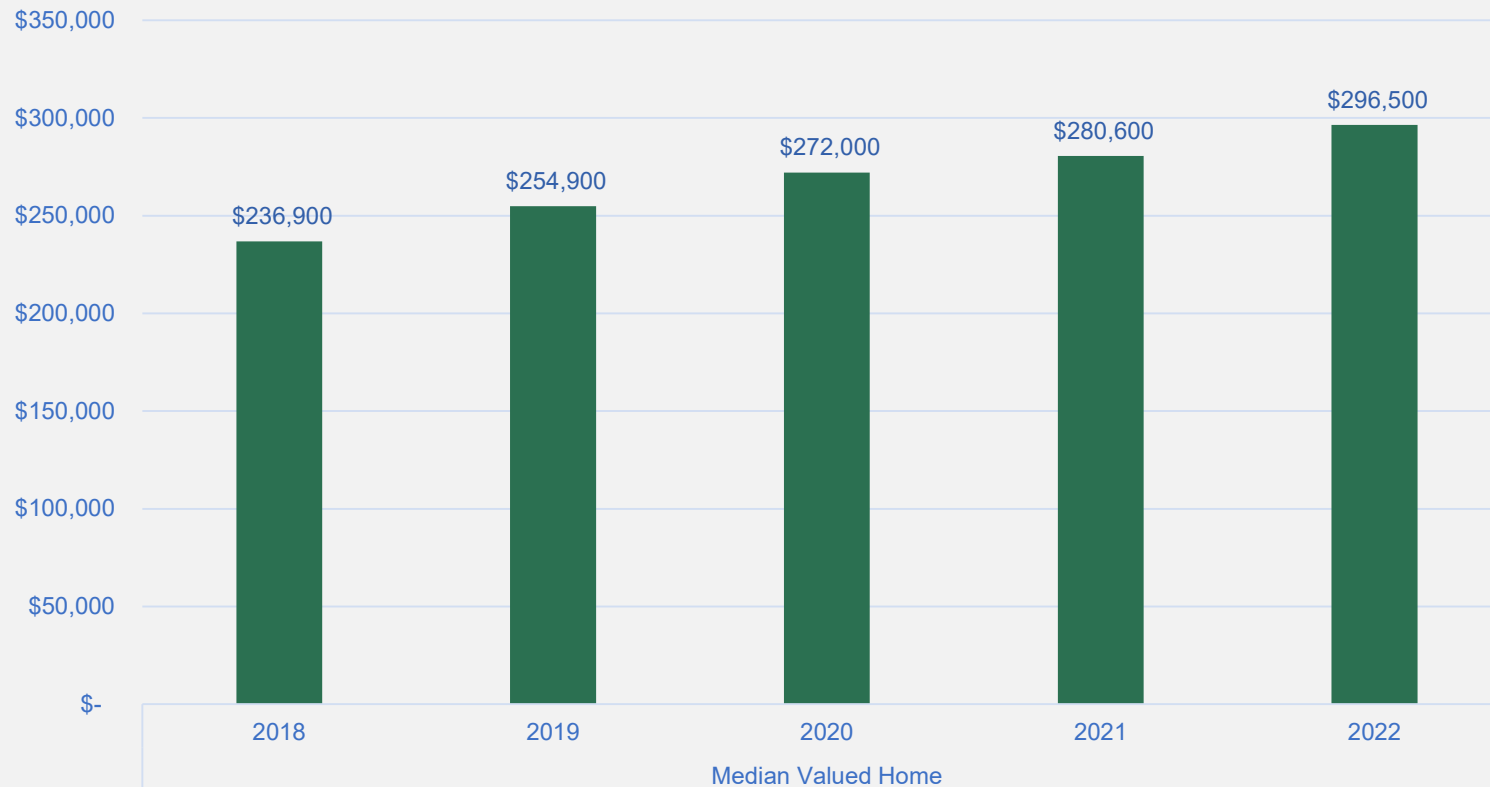
	2022 Budget
Existing & General Impacts	
COLA & Steps for Existing Staff	\$615,605
Contractual Services & Debt Service	\$266,229
Supplies and Material Costs	\$39,970
Fire Relief State Aid Retention	<u>(\$192,500)</u>
	\$729,304
New Staffing Impacts	
Pos. adjustment: Parks Superintendent	\$7,100
Fire Department Cadet	\$7,150
Public Works Intern	\$27,000
Add'l funding for Engagement and Communications	<u>\$50,000</u>
	\$91,250
Investment in Infrastructure	
Stabilizing the Police Dept. Equipment and Vehicle Fund	\$200,000*
Stabilizing the Pathway and Parking Lot Maintenance Fund	\$10,000
Stabilizing the Parks & Rec Equipment and Vehicle Fund	<u>\$10,000</u>
	\$220,000
Investment in Better Community Outcomes	
Community Engagement and Outreach	\$33,500
Community Event Support	\$7,500
Building Staff Capacity	\$25,000
Expanding Opportunities (Park & Rec Prog. Scholarships)	\$10,000
Equity Work Support	<u>\$50,000</u>
	\$126,000
Total Levy Impact	\$1,166,554
% Levy Increase	4.92%

* This levy will be repurposed in 2024 to help pay for the six SAFER grant funded firefighters

2022 City Manager Recommended Budget

Proposed 2022 City Budget Impact on
Median Valued Home (\$296,500)
\$67.56 annual increase from 2021 levy amount
\$5.63 per month increase

Roseville Median Valued Single Family Home
2018-2022



2022 City Manager Recommended Budget

Budget Strategies

Investing in Better Community Outcomes (\$126,000 new levy)

Community Engagement and Outreach

+33,500 to levy

- Community small group engagement/outreach
- Community Education/Conversation
- Translation Services

Community Event Support

+\$7,500 to levy

- General community event support, including Juneteenth, Hispanic Heritage events & Essay Contest

Building Staff Capacity

+\$25,000 to levy

- Community Engagement Staff Training
- DEI Staff training

Expanding Opportunities

+\$10,000 to levy

- Park and Recreation Scholarship Program

Implementation of Equity Work

+\$50,000 to levy

- Community Data Collection
- Software
- Other expenses (mailings, postage, printing, etc.).

Investment in Maintaining City Programs and Workforce (\$91,250 new levy)

Reclassification

Parks Superintendent

+\$7,100 to levy

New Positions

1 Public Works Intern

+\$27,000 to levy

1 Fire Department Cadet

+\$7,150 to levy

Additional Funding for Engagement and Communication Work

+\$50,000 to levy

Strategic Use of Reserves (\$0 of new levy)

City Visioning Process (\$100,000)

+\$0 to levy

Recodification of City Code (\$50,000)

+\$0 to levy

Investment in Infrastructure (\$220,000 of new levy)

Stabilizing the Police Department Equipment and Vehicle Fund

+\$200,000* to levy

Stabilizing the Pavement Management Fund

+\$0 to levy

Stabilizing the Pathway and Parking Lot Maintenance Fund

+\$10,000 to levy

Stabilizing the Park and Recreation Dept. Equipment and Vehicle Fund

+\$10,000 to levy

* This levy amount will be repurposed in 2024 to pay for the 6 grant funded firefighters.

Use of American Rescue Plan Act to supplement post-COVID work (\$0 of new levy)

Funding an embedded Ramsey County Social worker
(\$105,000)

+\$0 of new levy

2022 City Manager Recommended Budget

Tax Levy Impact on Homeowners

- The 2022 City Manager Recommended Budget will have a tax levy of \$24,865,544 and a levy increase of 4.92% and will result in the owner of the median valued single-family home (\$296,500) paying a total of \$67.56 per year more in 2022 for city (non-EDA) taxes compared to 2021
- With the recommended City and EDA levy and projected utility rate increases, the budget impact for the median valued home is expected to be \$8.74 more per month or \$104.88 annually

2022 ESTIMATED Budget Impact on Median-Valued Home (monthly)				
	<u>2021</u>	<u>2022</u>	<u>\$ Chg.</u>	<u>% Chg.</u>
Property Tax Levy: City	\$ 93.12	\$ 98.75	\$ 5.63	6.0%
Property Tax Levy: EDA	1.91	1.88	(0.04)	-2.3%
Utility Rates	57.23	60.39	3.16	5.5%
Combined Total	\$ 152.26	\$ 161.02	\$ 8.74	5.7%

2022 City Manager Recommended Budget

City Budget Next Steps

- September 20- Receive Finance Commission budget recommendations
- September 27 -Adopt Preliminary City and EDA Tax Levy and Budget
- November 8– Review 2021 Utility Rates and Fee Schedule
- November 29 – Conduct Final Budget Hearing (Truth-in Taxation Hearing)
- December 6 – Adopt Final City and EDA Tax Levy and Budget, Utility Rates, and Fee Schedule

2022 City Manager Recommended Budget

City Budget Summary

- 2022 City Manager Recommended Budget
 - \$58,099,470
- Total Proposed City Levy: \$24,865,544 (4.92% increase)
- Budget Priorities
 - Investment in Better Community Outcomes
 - Investment in Maintaining City Programs and Workforce
 - Strategic Use of Financial Reserves
 - Investment of Infrastructure
 - Use of Federal ARPA Funds to Assist in Community COVID Recovery
- Owner of the median valued single-family home will see an increase of \$5.63 per month or \$67.56 per year LESS in 2022 for city (non-EDA) taxes compared to 2021
- The cost impact for the median valued home is expected to be \$8.74 per month or \$104.88 annually with the recommended City and EDA levy and projected utility rate increases



Q

&

A

Questions?